

Overview

Sessions

Sessions
7,399
📈 N/A

Active users
3,716
📈 N/A

New users
3,708
No data

Conversions

Key events
2,116
No data

Engagement & Bounce Rate

Engagement rate
53.94%
No data

Bounce rate
46.06%
No data

Average session duration
00:03:16
📈 N/A

Month to Month

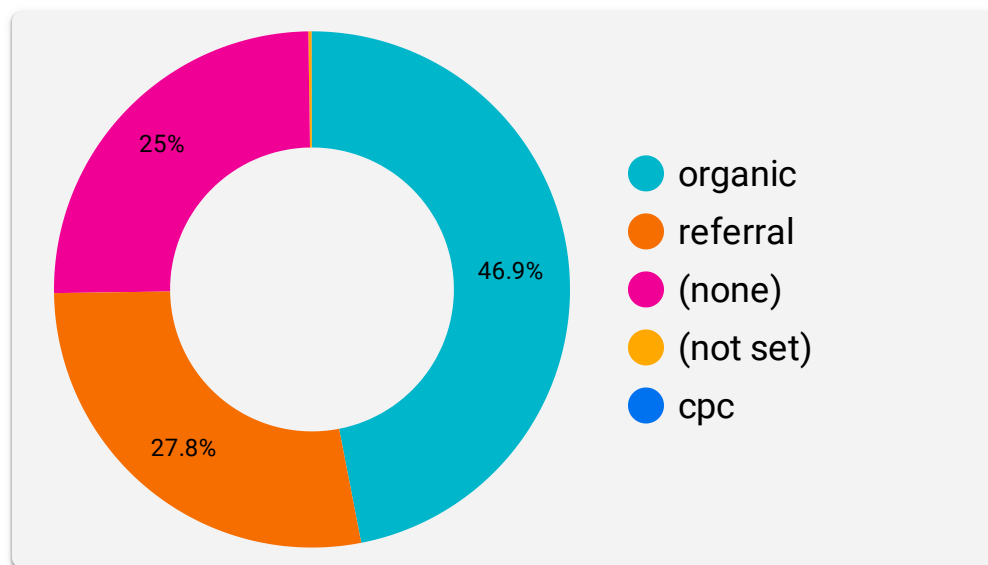


Source

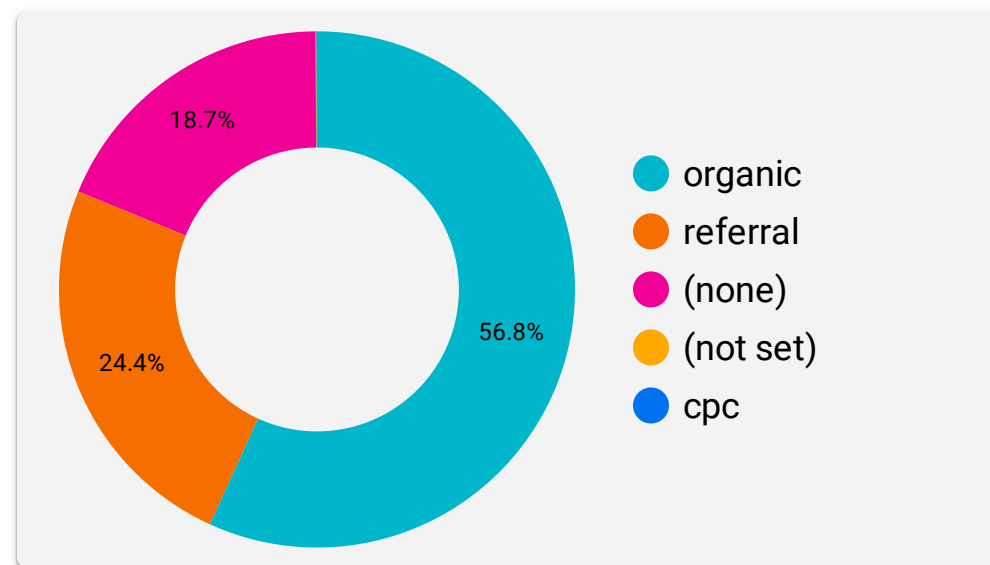
Source Details

Session medium	Sessions ▾	Engaged sessions	Engagement rate	Bounce rate	Average session duration	Key events
organic	3,500	2,360	67.43%	32.57%	00:03:46	1,202
referral	2,075	873	42.07%	57.93%	00:03:11	516
(none)	1,864	843	45.23%	54.77%	00:02:18	396
(not set)	15	0	0%	100%	00:02:35	1
cpc	2	1	50%	50%	00:00:11	1

Sessions per Source



Conversions per Source



Organic Search

Sessions

Sessions
3,500
↑ N/A

Active users
1,984
↑ N/A

New users
1,856
No data

Conversions

Key events
1,202
No data

Engagement & Bounce Rate

Engagement rate
67.43%
No data

Bounce rate
32.57%
No data

Average session duration
00:03:46
↑ N/A

Month to Month



Key Events

Conversions

Key events

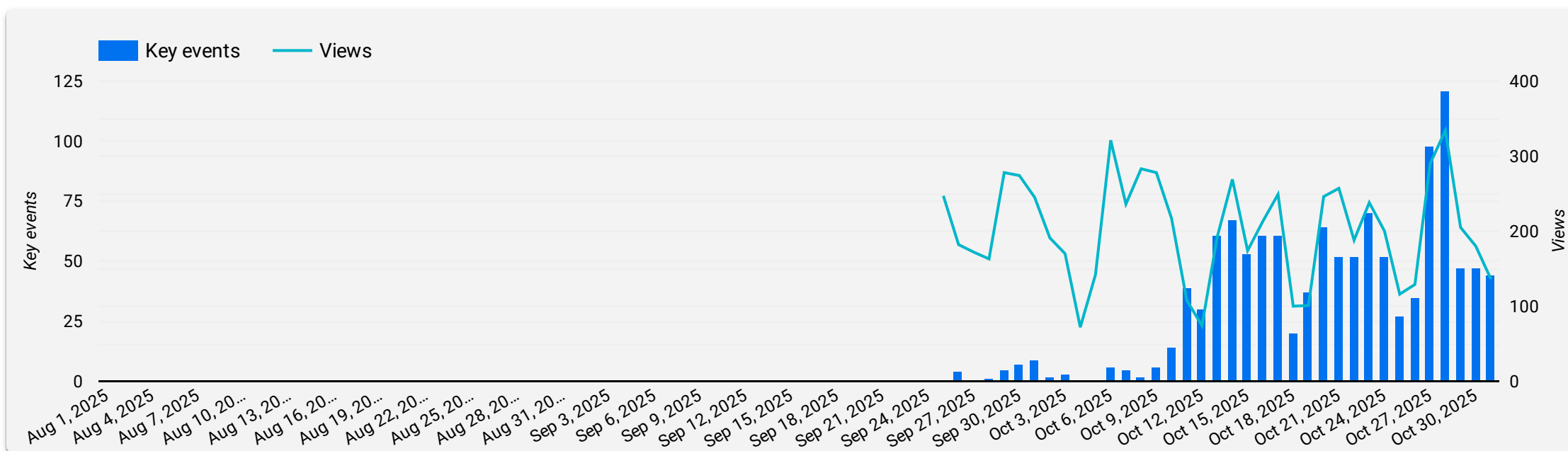
1,202

No data

Website Conversion Type

Event name	Key events ▾
Book Now Clicks	1,059
Phone Number Clicks	134
Contact Form Submission	9

Conversions vs Views



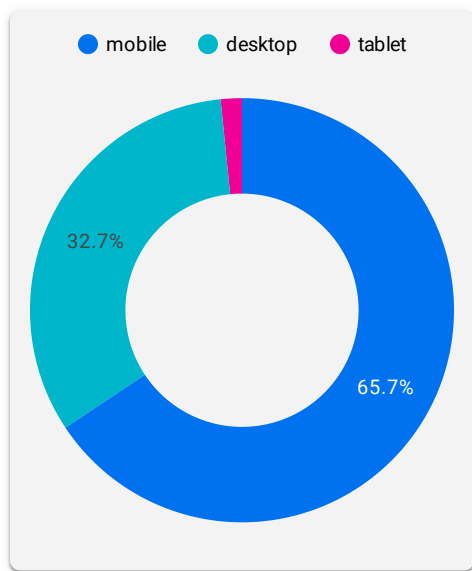
Top Pages

Top 10 Pages

Page path	Sessions ▾	Engaged sessions	Engagement rate	Bounce rate	Average session duration	Key events
/	2,673	1,987	74.34%	25.66%	00:03:00	889
/medical-practitioners/	552	458	82.97%	17.03%	00:01:38	37
/contact-langpark-health/	446	367	82.29%	17.71%	00:02:21	62
/new/	142	39	27.46%	72.54%	00:00:28	3
/about-langpark-health/	133	121	90.98%	9.02%	00:01:03	8
/doctor/dr-catherine-stackpole/	125	112	89.6%	10.4%	00:01:47	30
/doctor/dr-paula-martin/	97	83	85.57%	14.43%	00:01:42	29
/doctor/dr-laura-snyders/	94	81	86.17%	13.83%	00:01:25	11
/doctor/dr-nicki-joyce/	93	79	84.95%	15.05%	00:01:52	10
/doctor/dr-vicki-miezis/	91	90	98.9%	1.1%	00:00:42	7

Device & Location

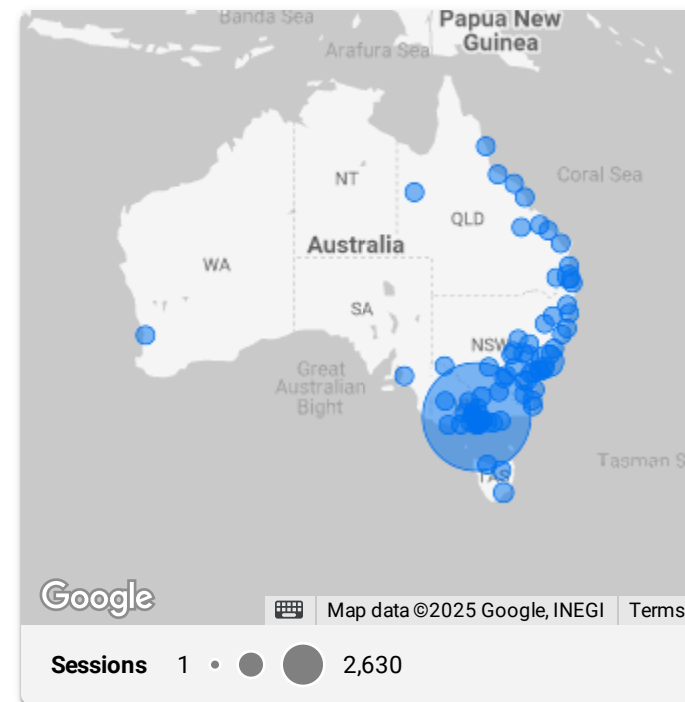
Device Used



Device category	Sessions ▾	Engaged sessions	Engagement rate	Bounce rate	Average session duration	Key events
mobile	2,317	1,471	63.49%	36.51%	00:03:15	806
desktop	1,155	843	72.99%	27.01%	00:04:42	352
tablet	57	47	82.46%	17.54%	00:04:17	44

Location

City	Sessions ▾	Engaged sessions	Engagement rate	Bounce rate	Average session duration	Key events
Melbourne	2,630	1,846	70.19%	29.81%	00:03:40	944
Sydney	394	250	63.45%	36.55%	00:03:13	108
Brisbane	105	70	66.67%	33.33%	00:02:36	26
Hobart	44	33	75%	25%	00:02:51	10
(not set)	41	30	73.17%	26.83%	00:04:56	4
Iloilo City	29	15	51.72%	48.28%	00:02:57	0
Sale	20	15	75%	25%	00:03:07	6
Shepparto...	19	14	73.68%	26.32%	00:04:49	1



Keyword Rankings Overview

Keyword Ranking

Percent in Top 10

0

No data

Average Postion

99.83

No data

Rankings Increased

No data

No data

Rankings Decreased

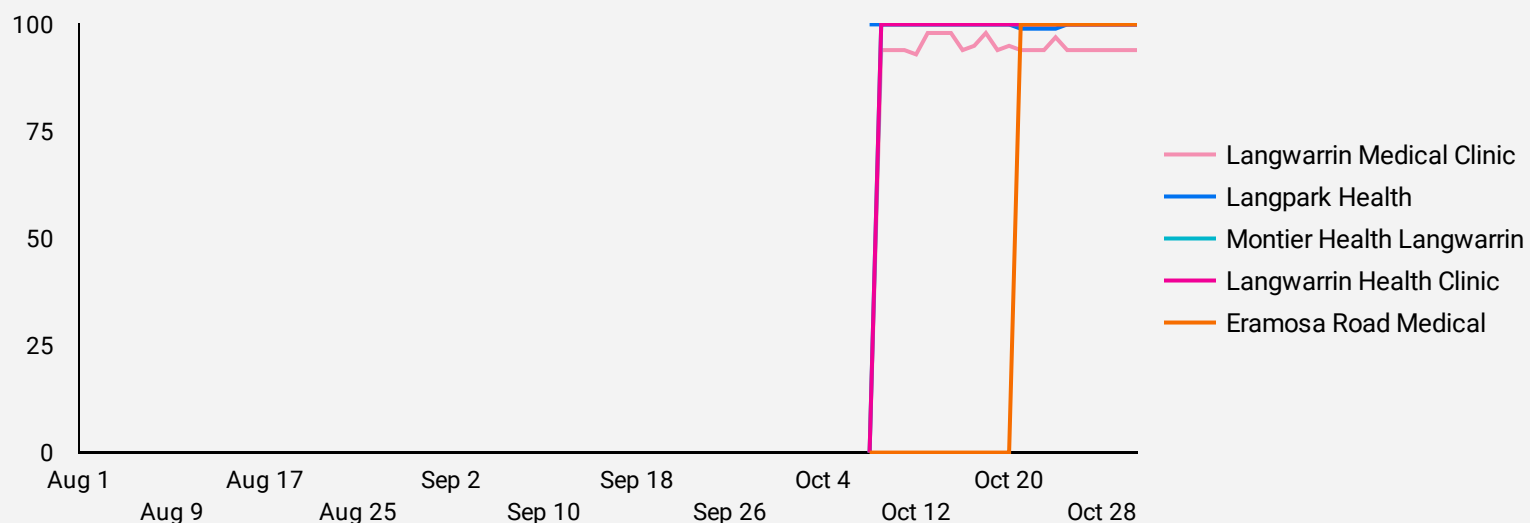
No data

No data

Keywords Distribution



Competitor Average Position



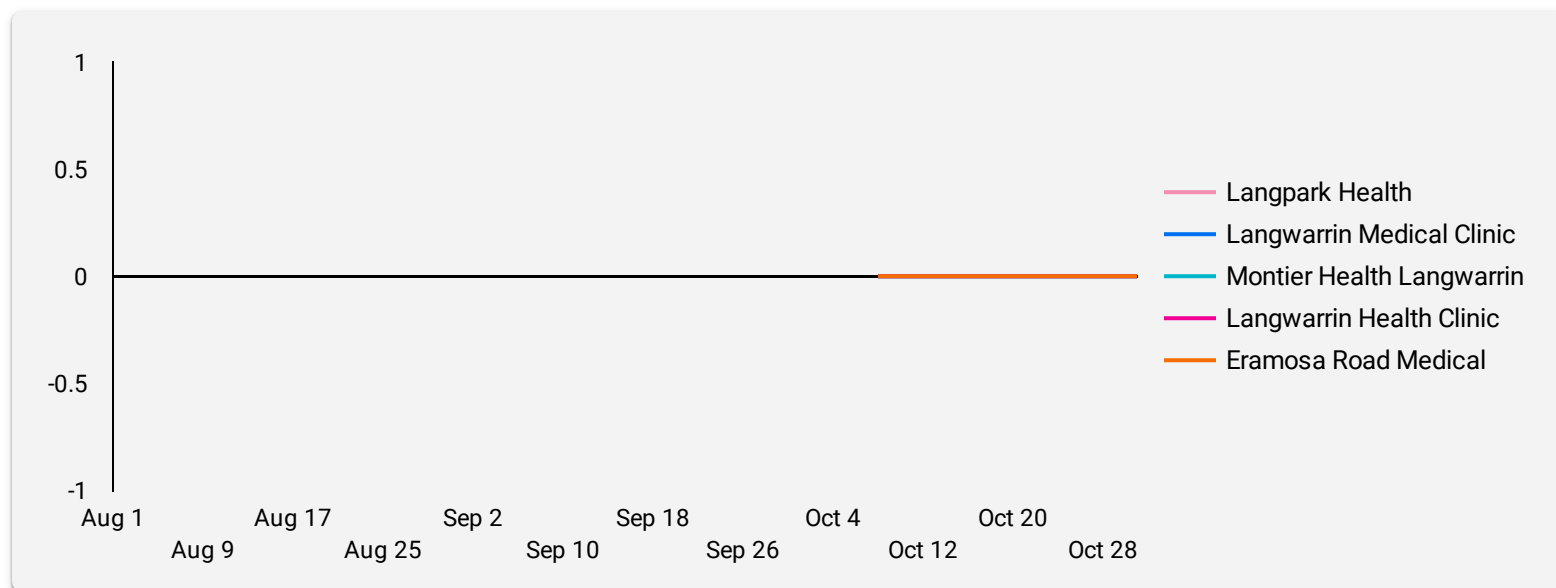
Competitor	Organic ranking ▴
Langwarrin Medical Clinic	94.87
Langpark Health	99.83
Montier Health Langwarrin	100
Langwarrin Health Clinic	100
Eramosa Road Medical	100

Note: The lower the average ranking the better

Keyword	Organic ranking [▲]	Search vol.	Ranking Dynamics
family practice	100	2,900	0
family clinic	100	1,000	0
general practitioner	100	610	0
family medical practice	100	1,600	0
family medicine	100	390	0
family practice medical centres	100	170	0
family medicine general practice	100	50	0
family practice physicians	100	480	0
mental health services	100	2,400	0
iron infusion clinic	100	390	0
women's health services	100	170	0
vasectomy clinic near me	100	110	-5

Competitors

Competitor - Search Visibility



Competitor	Search visibility ▾
Langpark Health	0
Langwarrin Medical Clinic	0
Montier Health Langwarrin	0
Langwarrin Health Clinic	0
Eramosa Road Medical	0

Competitor - Percent in Top 10

Competitor	TOP 10 percent ▾
Langpark Health	0
Langwarrin Medical Clinic	0
Montier Health Langwarrin	0
Langwarrin Health Clinic	0
Eramosa Road Medical	0

